




# Weather

Kindergarten Winter Unit of Study

## My Journal













Name \_\_\_\_\_

Name \_\_\_\_\_

Pre-Assessment Sort

Weather Pictures

Non-Weather Pictures



# Pre Assessment Lesson 1



Name \_\_\_\_\_


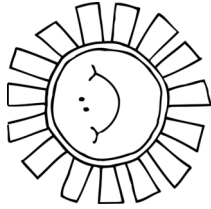
Home/School Connection: Weather

Week one: Observe the weather with your child.

Ask your child the kind of weather they observe.

The weather is \_\_\_\_\_.

cloudy windy sunny rainy foggy snowy




My favorite weather is a

\_\_\_\_\_ day.

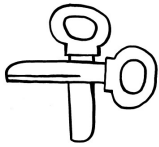
windy sunny rainy

foggy snowy




Yes

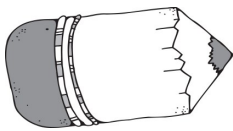
No




scissors



book



pencil



paper




eraser

Name \_\_\_\_\_

# Home/School Connection: Seasons

Week two Observe the changes that you see outside with your child. Record your findings.



The season is \_\_\_\_\_ because I see \_\_\_\_\_  
\_\_\_\_\_.

Draw a picture of your evidence.

fall

leaves

winter

bare trees

spring

flowers

summer

fruit

Name: \_\_\_\_\_

\_\_\_\_\_

-----

\_\_\_\_\_



\_\_\_\_\_

-----

\_\_\_\_\_

Name \_\_\_\_\_

Home/School Connection: Wind

Week three. Perform an experiment at home.

Ask your child if the wind can move the item or not.

The wind blew my \_\_\_\_\_.



yes no

Wind can blow clouds.

pencil



paper



hair



straw



leaves



clouds





Name \_\_\_\_\_



## Note Taking Guide

What is weather?

Weather is changes in  
the air around us.

|  |  |
|--|--|
|  |  |
|  |  |

# Weather and the Four Seasons

## Seasons



